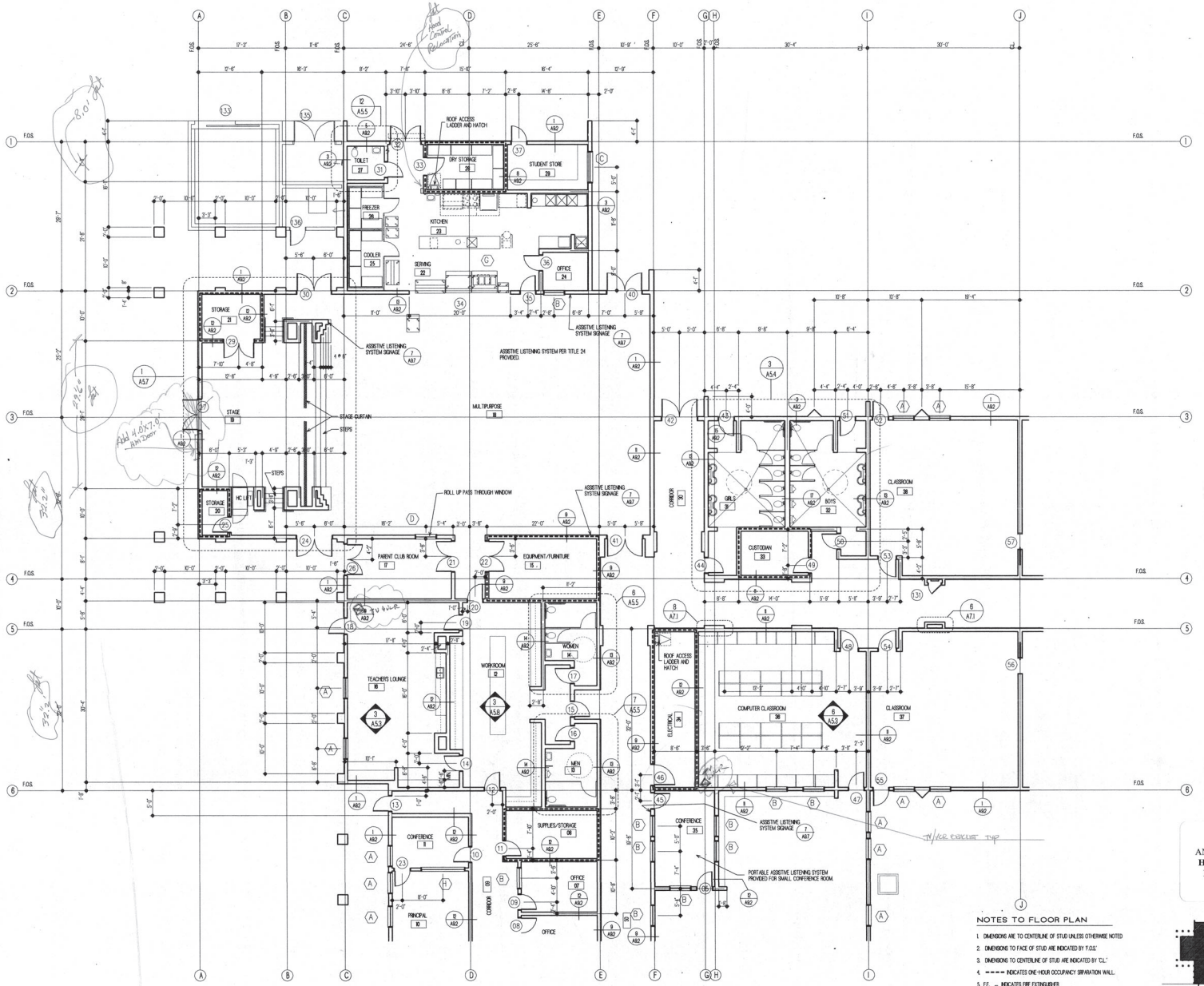


# FLOOR PLAN

SCALE 1/16" = 1'-0"

N

## NOTES TO FLOOR PLAN

1. DIMENSIONS ARE TO CENTERLINE OF STUD UNLESS OTHERWISE NOTED
2. DIMENSIONS TO FACE OF STUD ARE INDICATED BY 'F.O.S.'
3. DIMENSIONS TO CENTERLINE OF STUD ARE INDICATED BY 'C.L.'
4. ----- INDICATES ONE-HOUR OCCUPANCY SEPARATION WALL.
5. F.E. ▭ INDICATES FIRE EXTINGUISHER
6. SLAB ON GRADE SHALL BE 4" THICK CONCRETE REINFORCED WITH #4 BARS AT 24" O.C. EACH WAY AT CENTER LINE OF SLAB, OVER 2" SAND OVER 6 MIL VISQUEEN PLASTIC MEMBRANE OVER 4" GRAVEL. TYPICAL UNLESS NOTED OTHERWISE.
7. DIMENSIONS SHOWN FOR WINDOWS & DOORS ARE TO CENTERLINE.
8. FOR ENLARGED TOILET ROOM PLANS SEE SHEETS A5.4 & A5.5
9. FOR ENLARGED CLASSROOM PLANS SEE SHEETS A5.1 & A5.2
10. PROVIDE BLOCKING IN WALL FOR WALL MOUNTED DOOR STOPS. (TYPICAL)

AS BUILT DRAWINGS
ANTONIO DEL BUONO SCHOOL
**H. A. EKELIN & ASSOCIATES**
P. O. BOX 810, SALINAS, CA
831-422-7471

KEY PLAN


Flewelling & Moody
Architecture
Engineering
Planning
706 Colorado Boulevard
Los Angeles, California 90041-1775
213/256-1431 FAX 213/256-7512
Regional Offices also in Lancaster and Santa Rosa.


Signature

Approvals

IDENTIFICATION STAMP
DIV. OF THE STATE ARCHITECT
OFFICE OF REGULATION SERVICES
APPL 100630
AC_____FLS_____SS_____
DATE_____

Consultants

APPROVED
DIV. OF THE STATE ARCHITECT
OFFICE OF REGULATION SERVICES
BY _____ DATE _____
APPL NO. 01-100630 DATE DEC 03 1998

Drawn by

Checked by

Revisions

| No | Date | Description |
|---|---|---|
| 1 | 10/15/98 | FLS/ACS PLAN REV. |
| 2 | 11/02/98 | DSA PLAN REV. |
| 3 | 12/3/98 | VALUE ENGINEERING |
| 4 | 02/2/99 | COORDINATION REV. |
| 5 | 03/12/99 | COORDINATION REV. |


All dimensions must be checked at the job by the contractor who accepts full responsibility for their accuracy under the contract. These plans & the specifications in connection therewith have been prepared for a specific site. Any and all responsibility for their use in whole or in part on any other site is hereby disclaimed by Flewelling & Moody.


ANTONIO DEL BUONO
ELEMENTARY SCHOOL
GILROY UNIFIED SCHOOL DISTRICT

PARTIAL FLOOR PLAN

Job Number
1537

Date
04/30/98

A2.3
SHEET XX OF XXX

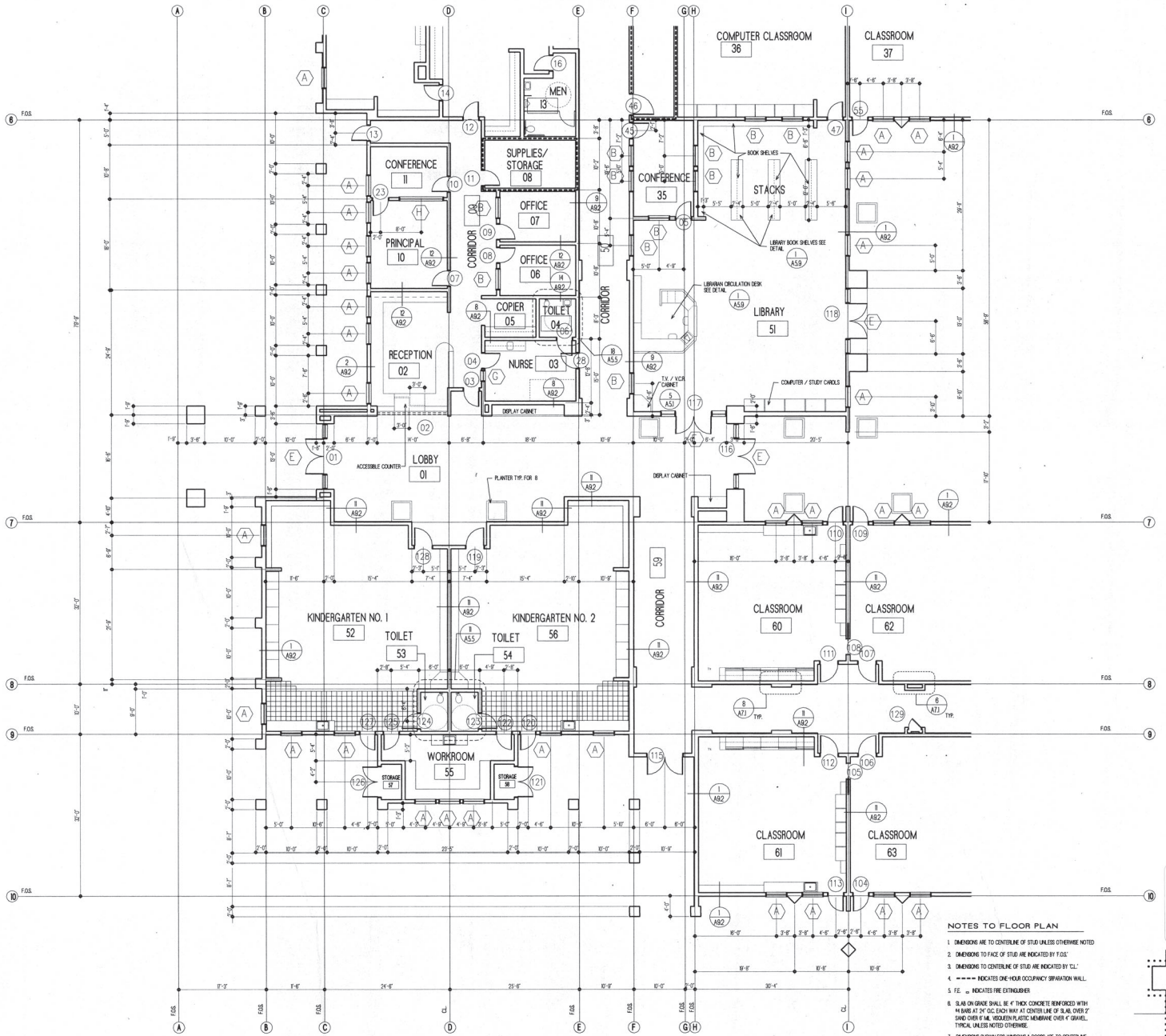


# FLOOR PLAN

SCALE: 1/16" = 1'-0"

## NOTES TO FLOOR PLAN

1. DIMENSIONS ARE TO CENTERLINE OF STUD UNLESS OTHERWISE NOTED
2. DIMENSIONS TO FACE OF STUD ARE INDICATED BY F.O.S.'
3. DIMENSIONS TO CENTERLINE OF STUD ARE INDICATED BY C.L.'
4. ---- INDICATES ONE-HOUR OCCUPANCY SPARATION WALL.
5. F.E. ▫ INDICATES FIRE EXTINGUISHER.
6. SLAB ON GRADE SHALL BE 4" THICK CONCRETE REINFORCED WITH #4 BARS AT 24" O.C. EACH WAY AT CENTER LINE OF SLAB, OVER 2" SAND OVER 6 MIL VISQUEEN PLASTIC MEMBRANE OVER 4" GRAVEL. TYPICAL UNLESS NOTED OTHERWISE.
7. DIMENSIONS SHOWN FOR WINDOWS & DOORS ARE TO CENTERLINE.
8. FOR ENLARGED TOILET ROOM PLANS SEE SHEETS A5.4 & A5.5
9. FOR ENLARGED CLASSROOM PLANS SEE SHEETS A5.1 & A5.2
10. PROVIDE BLOCKING IN WALL FOR WALL MOUNTED DOOR STOPS. (TYPICAL)
11. CONFERENCE ROOM #35 SHALL BE EQUIPTED FOR PROTABLE ASSISTIVE LISTENING SYST.

AS BUILT DRAWINGS
ANTONIO DEL BUONO SCHOOL
H. A. EKELIN & ASSOCIATES
P. O. BOX 810, SALINAS, CA
831-422-7471

KEY PLAN

N

Code:
P—Designed
D—Drawn
C—Checked

| Code | Initial | Date | Hours |
|---|---|---|---|
| | | | |


Flewelling & Moody
Architecture
Engineering
Planning
766 Colorado Boulevard
Los Angeles, California 90041-1775
213 256-1435 FAX 213 256-1312
Regional Offices also in
Lancaster and Santa Rosa.


Signature

Approvals

LICENSED ARCHITECT Michael E. Dorfmeier No. C18198 REGISTERED CALIFORNIA

IDENTIFICATION STAMP
DIV. OF THE STATE ARCHITECT
OFFICE OF REGULATION SERVICES
APPL 100630
AC___ FLS___ SS___
DATE___

Consultants

APPROVED
DIV. OF THE STATE ARCHITECT
OFFICE OF REGULATION SERVICES
BY: C. KE
01-100630
DATE: DEC 02 1998

Drawn by

Checked by

Revisions

| No. | Date | Description |
|---|---|---|
| 1 | 10/15/98 | DSA PLAN REV (FLS/ACS) |
| 2 | 11/02/98 | DSA PLAN REV |
| 3 | 11/3/98 | VALLE ENGINEERING |
| 4 | 02/12/99 | COORDINATION REV. |
| 5 | 03/12/99 | COORDINATION REV. |


All dimensions must be checked at the job by the contractor who accepts full responsibility for their accuracy under the contract. These plans & the specifications in connection therewith have been prepared for a specific site. Any and all responsibility for their use in, whole or in part on any other site is hereby disclaimed by Flewelling & Moody.


ANTONIO DEL BUONO
ELEMENTARY SCHOOL
GILROY UNIFIED SCHOOL DISTRICT

PARTIAL FLOOR PLAN

Job Number
1537

Date
04/30/98

A2.4
SHEET XX OF XXX

Code:
P—Designed
D—Drawn
C—Checked

| Code | Initial | Date | Hours |
|---|---|---|---|
| | | | |

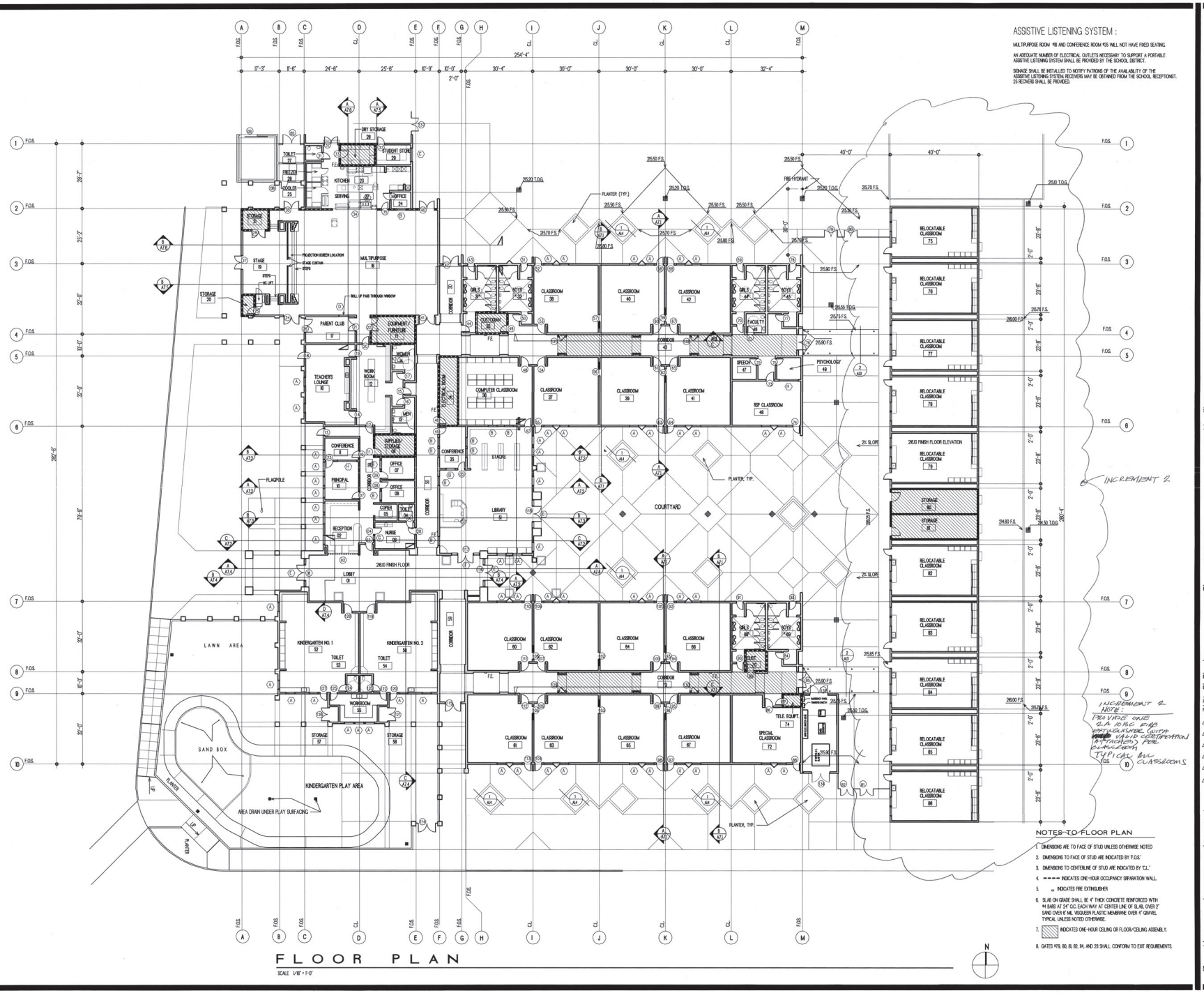


## ASSISTIVE LISTENING SYSTEM :

MULTIPURPOSE ROOM #18 AND CONFERENCE ROOM #35 WILL NOT HAVE FIXED SEATING.

AN ADEQUATE NUMBER OF ELECTRICAL OUTLETS NECESSARY TO SUPPORT A PORTABLE ASSISTIVE LISTENING SYSTEM SHALL BE PROVIDED BY THE SCHOOL DISTRICT.

SIGNAGE SHALL BE INSTALLED TO NOTIFY PATRONS OF THE AVAILABILITY OF THE ASSISTIVE LISTENING SYSTEM. RECEIVERS MAY BE OBTAINED FROM THE SCHOOL RECEPTIONIST. 25 RECEIVERS SHALL BE PROVIDED.

## NOTES TO FLOOR PLAN

1. DIMENSIONS ARE TO FACE OF STUD UNLESS OTHERWISE NOTED
2. DIMENSIONS TO FACE OF STUD ARE INDICATED BY "F.O.S."
3. DIMENSIONS TO CENTERLINE OF STUD ARE INDICATED BY "C.L."
4. ---- INDICATES ONE-HOUR OCCUPANCY SPARATION WALL.
5. INDICATES FIRE EXTINGUISHER
6. SLAB ON GRADE SHALL BE 4" THICK CONCRETE REINFORCED WITH #4 BARS AT 24" O.C. EACH WAY AT CENTER LINE OF SLAB, OVER 2" SAND OVER 6" MIL VISQUEEN PLASTIC MEMBRANE OVER 4" GRAVEL TYPICAL UNLESS NOTED OTHERWISE.
7. INDICATES ONE-HOUR CEILING OR FLOOR/CEILING ASSEMBLY.
8. GATES #79, 80, 81, 82, 84, AND 23 SHALL CONFORM TO EXIT REQUIREMENTS.

# FLOOR PLAN

SCALE 1/16" = 1'-0"


Flewelling & Moody
Architecture
Engineering
Planning
766 Colorado Boulevard
Los Angeles, California 90041-1775
213 256-4151 FAX 213 256-7512
Regional Offices also in
Lancaster and Santa Rosa.


Signature

Approvals

LICENSED ARCHITECT
Michael P. Stahlstrom
No. C 14530
Date 4/01
STATE OF CALIFORNIA

**PORTION 2**

IDENTIFICATION STAMP
DIV. OF THE STATE ARCHITECT
OFFICE OF REGULATION SERVICES
APPL 100630
AC FLS SS
DATE 4/14/2000

Consultants

Drawn by

Checked by

Revisions

| No. | Date | Description |
|---|---|---|
| 1 | 10/15/98 | DSA PLAN REV. (FLS/ACS) |
| 2 | 11/02/98 | DSA PLAN REV. |
| 3 | 12/2/98 | VALUE ENGINEERING |
| 4 | 02/12/99 | COORDINATION REV. |
| 5 | 03/12/99 | COORDINATION REV. |
| 7 | 01/28/00 | RELOSUBMITTAL PORTION 2 |


All dimensions must be checked at the job by the contractor who accepts full responsibility for their accuracy under the contract. These plans & the specifications in connection therewith have been prepared for a specific site. Any and all responsibility for their use in whole or in part on any other site is hereby disclaimed by Flewelling & Moody.


ANTONIO DEL BUONO
ELEMENTARY SCHOOL
GILROY UNIFIED SCHOOL DISTRICT

FLOOR PLAN

Job Number: 1537

Date: 03/09/98

A2.1

SHEET XX OF XXX

Code:
P—Designed
D—Drawn
C—Checked

| Code | Initial | Date | Hours |
|---|---|---|---|
| | | | |

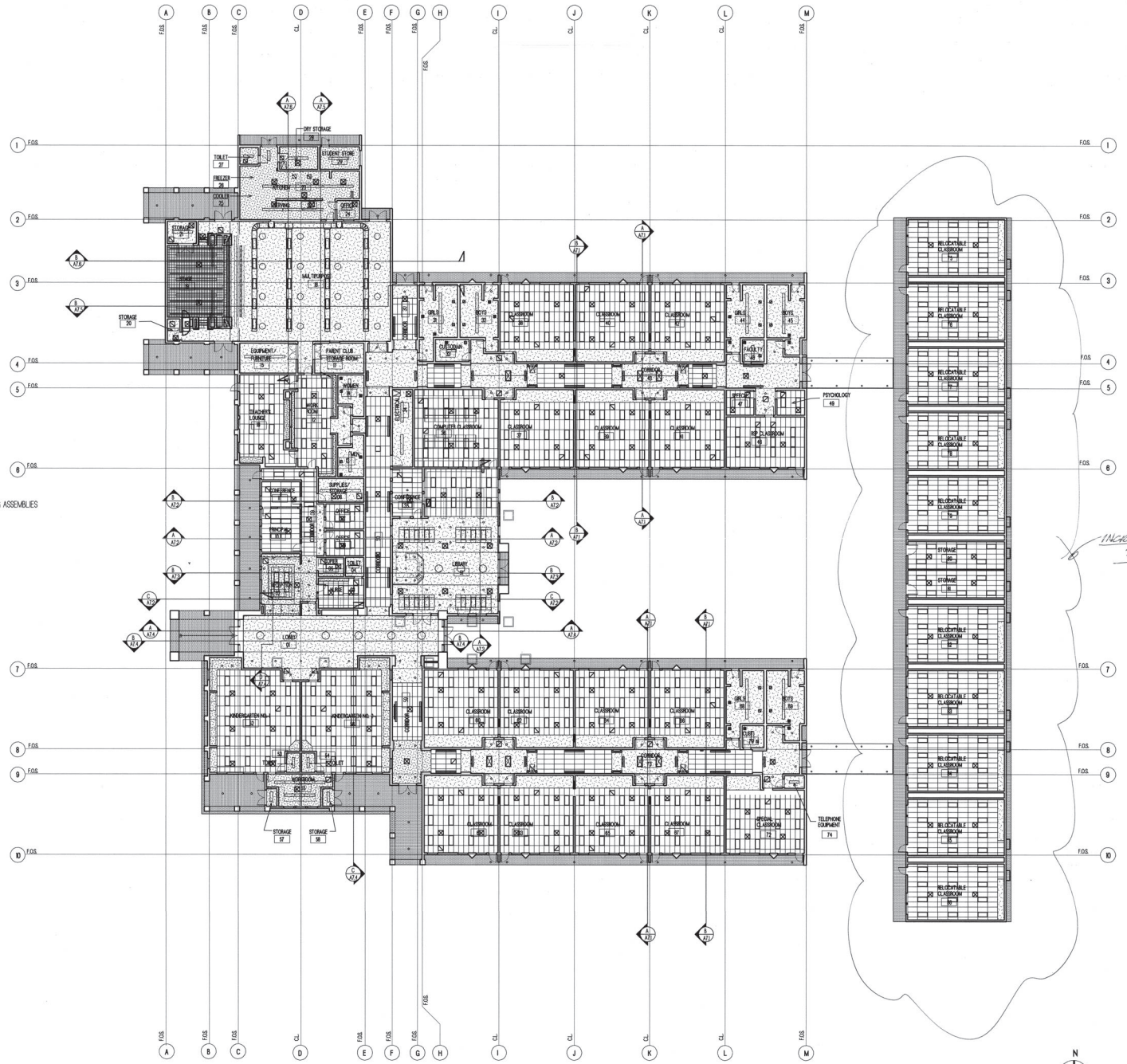


## LEGEND TO REFLECTED CEILING PLAN

SEE DRAWING SHEET A2.1 FOR LOCATIONS OF FIRE RATED CEILING ASSEMBLIES

- SUSPENDED CEILING GRID WITH 2'-0" X 4'-0" LAY-IN ACOUSTICAL PANELS ( FIRE RATED GRID AT CORRIDORS #50 AND #30 )
- EXTERIOR PLASTER
- 1'-0" X 1'-0" ACOUSTICAL CEILING TILE ADHESIVE APPLIED TO 2-LAYERS OF 5/8" TYPE 'X' GYPSUM BOARD TO CONFORM TO FIRE TEST PAFTC 972
- GYPSUM BOARD CEILING
- PENDENT LIGHT FIXTURE
- FLUSH MOUNTED 2'-0" X 4'-0" FLUORESCENT LIGHT FIXTURE
- FLUSH MOUNTED DOWNLIGHT
- SURFACE MOUNTED 1'-0" X 4'-0" FLUORESCENT LIGHT FIXTURE
- SURFACE MOUNTED 1'-0" X 8'-0" FLUORESCENT LIGHT FIXTURE
- SUFACE MOUNTED 2'-0" X 2'-0" FLUORESCENT LIGHT FIXTURE
- WALL MOUNTED FLUORESCENT LIGHT FIXTURE-8'-0" LONG
- WALL MOUNTED FLUORESCENT LIGHT FIXTURE-4'-0" LONG
- SUPPLY AIR DIFFUSER-SEE MECHANICAL DRAWINGS
- RETURN AIR DIFFUSER-SEE MECHANICAL DRAWINGS
- FL — FLOATING SIDE OF CEILING GRID
- FX — FIXED SIDE OF CEILING GRID
- X — INDICATES LOCATION OF COMPRESSION STRUT
- BRETOLITE SKYLIGHT MODEL # HMB AST-CM-2-BR-BA CURB-MOUNTED TYPE, DOUBLE GLAZED UNIT TYPICAL

# REFLECTED CEILING PLAN

SCALE: 1/8" = 1'-0"

N


Flewelling & Moody

Architecture
Engineering
Planning

766 Colorado Boulevard
Los Angeles, California 90041-1775
213 256-4151 FAX 213 256-1512

Regional Offices also in
Lancaster and Santa Rosa.


Signature

Approvals

LICENSED ARCHITECT Michael R. Richtsteiner No. C14630 STATE OF CALIFORNIA

**PORTION 2**

IDENTIFICATION STAMP
DIV. OF THE STATE ARCHITECT
OFFICE OF REGULATION SERVICES
APPL 100630
APPVD FLS/gjf SS DE
DATE 4/6/98

Consultants

Drawn by

Checked by

Revisions

| No. | Date | Description |
|---|---|---|
| 1 | 9/10/98 | DSA PLAN REV. |
| 2 | 10/9/98 | VALUE ENGINEERING |
| 3 | 01/28/00 | RELOCSUBMITTAL PORTION2 |


All dimensions must be checked at the job by the contractor who accepts full responsibility for their accuracy under the contract. These plans & the specifications in connection therewith have been prepared for a specific site. Any and all responsibility for their use in whole or in part on any other site is hereby disclaimed by Flewelling & Moody.


ANTONIO DEL BUONO
ELEMENTARY SCHOOL
GILROY UNIFIED SCHOOL DISTRICT

REFLECTED CEILING PLAN

Job Number 1537

Date 04/30/98

A6.1

SHEET XX OF XXX